

First order only:

To what address do we send our Certificate of Insurance?

To who's attention?

All Orders: 2 hour live load okay?

Shipment Pickup Address:

Pick up at: ____ AM / PM ____ DAY , ____ / ____ / 2004

Delivery Address:

Deliver by: ____ AM / PM ____ DAY , ____ / ____ / 2004

Billing Information: Company:

Address:

City: State: Zip:

Contact Information: Name:

Phone: Fax:

Email:

Prairie States Terminals

510 Thatcher Avenue
St Louis MO 63147
1-800-325-4437
314-381-3600
314-381.3334 fax
jmccconnell@pststl.com
636-282-0773 J. McConnell

Handbook for Intermodal Shipping

Prairie States Terminals



Contents:

- Overview
- Specifications
- Loading Guidelines
- DOT Considerations
- Local Drayage
- Resources


*Comparing Intermodal Service
with
Over the Road Trucking*

Last UpDate: February, 2004

Table of Contents

Overview	3
Container Specifications	4
Loading Software	4
Loading Comparisons	5
DOT Considerations	5
Local Drayage	6
Transit Time	6
Tracking Your Shipment	6
Prairie States Insurance	7
Bill of Lading	7
Second Party Invoicing	7
Resources: Names and Numbers	6-8
Ordering Information	8

Bill Of Lading (Same As OTR)




Billing or Second Party Billing

No Problem. We just need the billing information requested on the back of this booklet.

Insurance

Our insurance certificate will be faxed to you as soon as we receive your intent to ship with us. Our insurance company will follow up with their verification with 24 hours.



To Order Call: 1-800-325-4437

Transit Time:

OTR: 3–4 days Intermodal: 5 to 7 days.
Shipments picked up on Monday arrive in Los Angeles on Friday and can be delivered that Friday or following Monday.

Tuesday and Wednesday shipments can be delivered on Monday.

Thursday and Friday Shipments can be delivered on Tuesday and Wednesday.

Local Drayage:

We understand that the transportation industry is built on trusting relationships forged over time. We will be more than happy to integrate your local drayage company into our supply chain.

Or you may choose our sister company, Pyramid Trucking. Pyramid has grown to own and operate a fleet of 32 employee—driven tractors dedicated solely to intermodal service within our St Louis regional marketplace. Our 97% on—time rate is supported by modern, well-maintained equipment and an experienced management team that constantly searches for creative and innovative solutions to everyday problems.

Tracking:

1-800-325-4437 x 200. Ask for Charlotte.

We find the position of every shipment, every day. PST takes on 2 key responsibilities that require our knowing where your shipment is:

- 1.) We call our destination drayage affiliate *in advance* to arrange pick up of the cargo container.
- 2.) We call your destination facility *in advance* and set up a delivery time.

So if anyone wants to know the how, when and where, *just call.* 1-800-325-4437 x 200. Ask for Charlotte.

Prairie States Terminals



Overview

Each month over a thousand cargo containers arrive at the St Louis railheads. International companies have found them to be the most practical means of transporting goods available today, and you will find your decision to take advantage of intermodal transportation both sound and profitable.

This booklet is designed to address any concerns about how intermodal may differ from traditional over the road trucking.

The good news is that you will find this transition quite comfortable and nearly seamless. The people that run our sister company, Pyramid Trucking, are deeply rooted in the over the road trucking industry. Their experience and knowledge have formed the template from which PST's intermodal service has evolved.



To Order Call: 1-800-325-4437

Container Specifications:

Over 13 containers styles have been developed for International trade. The most common size is the **Dry Cargo 40' steel container.**

Exterior

Length	Width	Height
40'0"	8'0"	8'6"
12.192 m	2.438 m	2.591 m

Interior

Length	Width	Height
39'5 45/64"	7'8 19/32"	7'9 57/64"
12.032 m	2.352 m	2.385 m

Door Opening
7'8 1/8"
Width

Weight

MGW	TARE	NET
67,200 lb	8,820 lb	58,380 lb
30,480 kg	4,000 kg	26,480 kg

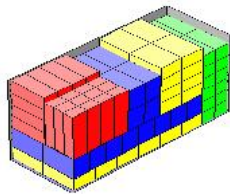


Container Loading Programs:

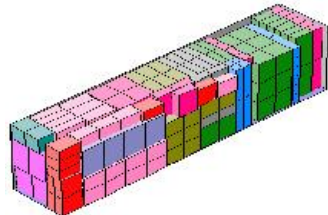
- www.magiclogic.com
- www.capesystems.com
- www.softtruck.com
- www.loadcaptain.com
- www.ccesoft.com



Pallet



20' container



40' container

Prairie States Terminals

Container and Trailers share the:

- Same product packaging rules
- Same labeling needs
- Same pallet loading rules
- Same weight distribution
- Same dock alignment
- Same Two hour no-charge loading time allowance
- Same overtime rate (\$50/hr)
- Same rules for loss and damage claims

*Intermodal rates are determined by container size, distance shipment is moving and loadability.
OTR rates factor the additional product classification elements of product weight, density, value, handling characteristics and susceptibility to damage.



DOT Considerations:

Same requirements as OTR

HAZARDOUS MATERIALS:

Same requirements as OTR